
Online Report Card

Arlette Pimentel



Objectives:

- To create an easier process to archive report cards.



SAS Report Card Archive

Report Cards Archive

▼ School Year 2015-2016

- T1 Report Card
- T2 Report Card
- 2015 Fall Map Test

▼ School Year 2014-2015

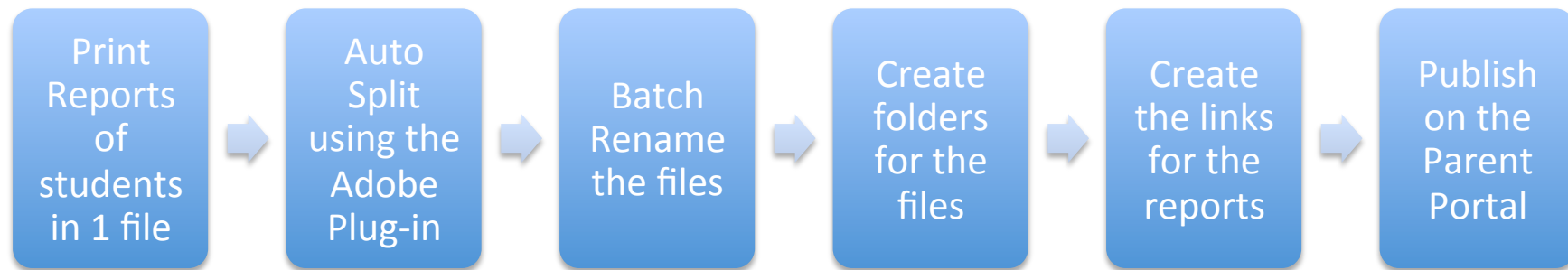
- T1 Report Card
- T2 Report Card
- T3 Report Card
- Fall Map Test Results
- Spring Map Test Results

▼ School Year 2013-2014

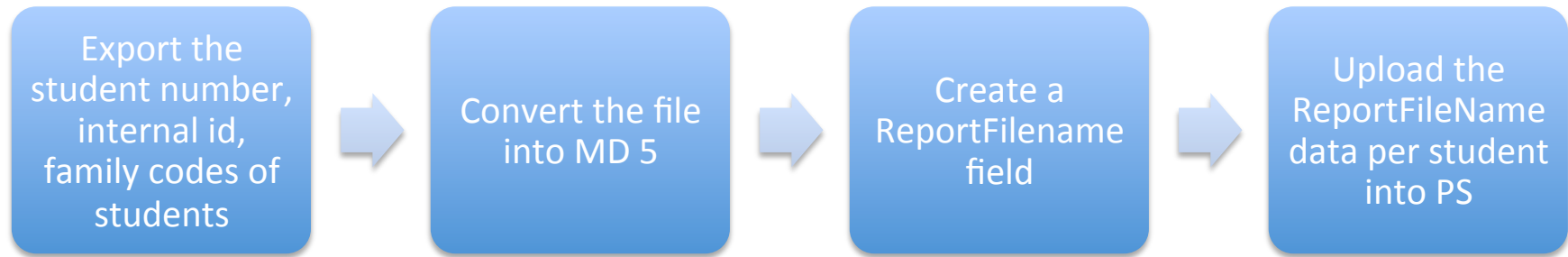
- T1 Report Card
- T2 Report Card
- T3 Report Card



Old Process:



Batch Rename

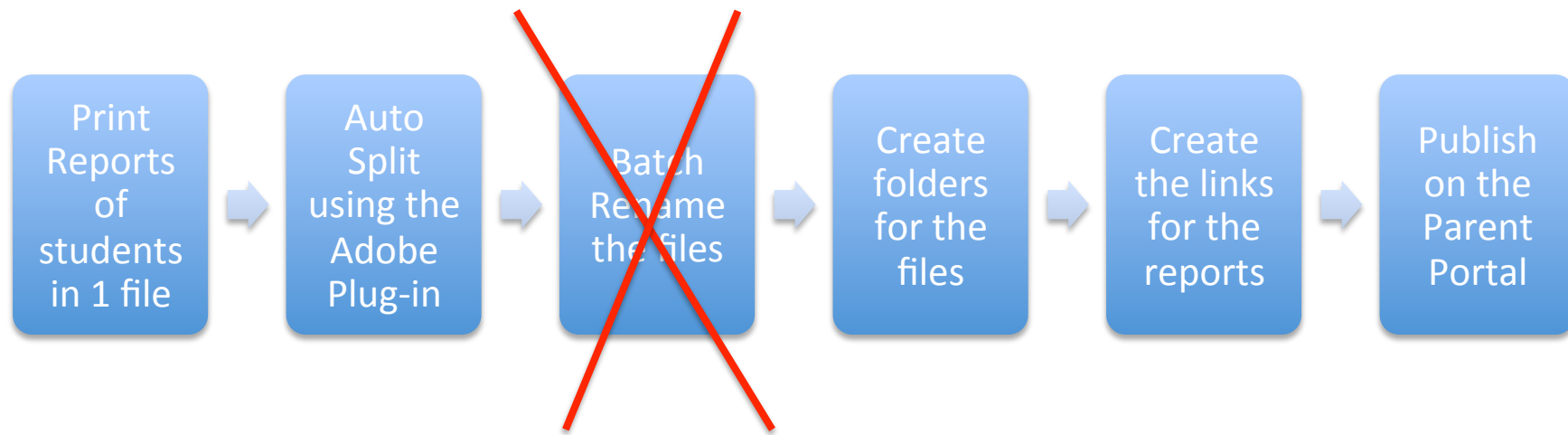


Disadvantage

- Not automatic sync
- New students need to be updated everytime



Old Process:



New Process:



New Process

- Use one of the custom fields of PowerSchool
 - Unique to every student
 - Automatic data if a student is entered into PowerSchool

StudentPers_guid



Parent Portal Page



- Add an icon
 - Your icon should have the same format as the icon in PS.
 - Add this icon under `/images/img/iconXX.png`
 - Add the image on the image css files
 - `/images/css/print.css`
 - `/images/css/screen.css`
 - `/images/css/screen-ui0.css`



Parent Portal Page

- Add the link
 - /wildcards/guardian_header_yui.txt
 - /wildcards/guardian_header.txt

